



How to Build a College List

The next step in your academic career is deciding where to apply to and attend college. By applying to a range of colleges, you can expand your opportunities and increase your likelihood of success. We can help.

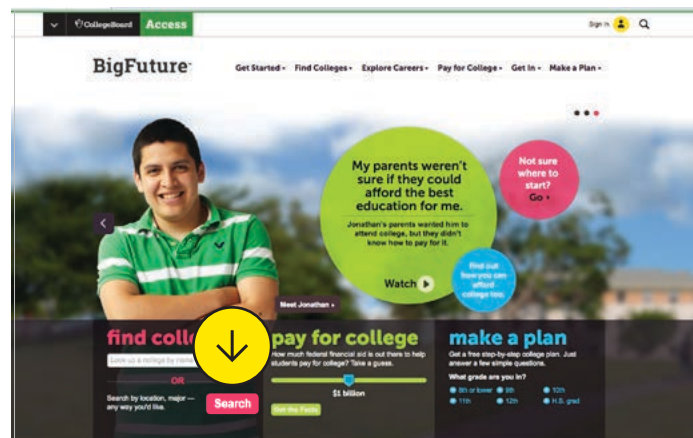
1 CREATE A FREE COLLEGE BOARD ACCOUNT

Visit bigfuture.org and sign up for an account. You can register for exams, get test scores, find colleges, and learn about financial aid and more with this account.




2 CLICK THE SEARCH BUTTON UNDER "FIND COLLEGES"

There's no magic formula for choosing a college. Use this tool to find the right colleges for you. Search by type, size, location, majors, cost, and more.



3 CHOOSE A FILTER TO GET STARTED

Start with one that's important to you—from type of school, test scores, location, majors, cost/financial aid, sports, or any other popular category.




4 SELECT YOUR PREFERENCES AND GET GUIDANCE ON EVERY STEP

Review your options and answer the questions. You'll get tips and advice as well as videos from college planning experts and college students to help you understand your choices.




5 GET INSTANT COLLEGE MATCHES

As you make your selections, the number of matches is updated. The more options you select, the more refined your list of matches, which appears behind the question window, becomes. Your preferences are summarized to the left of your list, so you always know what you're searching.



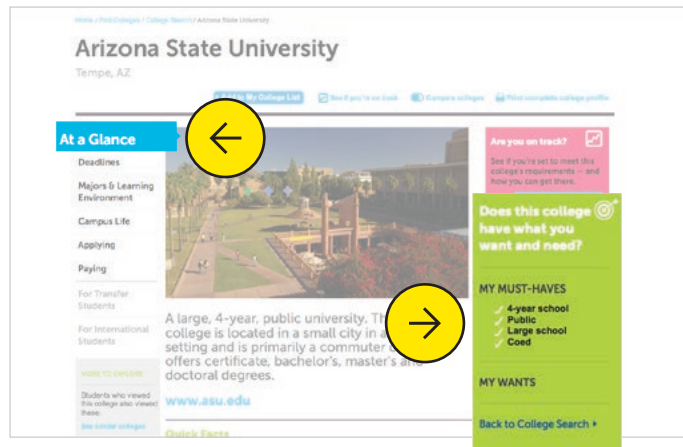
6 PRIORITIZE YOUR PREFERENCES

Start with the preferences that are important to you—from type of school, test scores, location, majors, cost/financial aid, sports, or any other popular category.



7 CHOOSE A COLLEGE TO EXPLORE

Click on a college to learn more about the school. On the "At a Glance" page, you'll get an overview of the school and a map showing its location. The box to the right shows you whether the college matches your college preferences. If there's a check mark, the college matches.



8 GET MORE DETAILS ABOUT THE SCHOOL

Browse the topics on the left menu—such as “Majors & Learning Environment,” “Paying,” or “Campus Life.” Tabs within each section offer even more specific information.

The screenshot shows the Arizona State University website with a left-hand navigation menu. A yellow circle with a left-pointing arrow highlights the 'Majors & Learning Environment' tab. The main content area displays 'At a Glance' statistics for a 'Large school' with 42,477 total students, 6,250 commuter campus students, and 42,224 suburban setting students. It also lists 'Unique Facilities' and 'Applying' options. A 'Paying' section is visible at the bottom.

9 SEE IF YOU'RE ACADEMICALLY ON TRACK FOR THE COLLEGE

Click on the “Applying” section and the “Academics” tab. It shows the high school coursework required by this college. Enter the years of each subject you’ve taken, and the chart will instantly update to show if you’re academically on track or need to adjust your plan. Also in the “Applying” section, you can see how your grades, class rank, and test scores stack up against those of students accepted at this school.

The screenshot shows the 'Applying' section of the Arizona State University website. A yellow circle with a left-pointing arrow highlights the 'Applying' tab in the left menu. Another yellow circle with a downward-pointing arrow highlights the 'Academics & GPA' tab. The main content area displays 'Regular Applicants' and 'Wait List Statistics' with a table of numbers. A 'Years of High School Classes' section is visible at the bottom.

10 ADD THE COLLEGE TO YOUR FAVORITES LIST

Click the “Add to My College List” button located near the college name.

The screenshot shows the Arizona State University website with a yellow circle and an upward-pointing arrow highlighting the 'Add to My College List' button. The main content area displays a large image of the campus and a description of the university as a 'large, 4-year, public university'. A 'MY MUST-HAVES' section is visible at the bottom.

Be sure to apply to at least four colleges.
Why Apply to 4 or More™?

1 It can save you money.

Every college offers different scholarships and financial aid packages that can help you pay for college. Apply to at least four colleges so that you can compare and determine which is the best option for you.

2 It increases your odds of getting in.

If you apply to only one or two colleges, you risk not getting into either school. If you apply to at least four, you have a much better chance of being admitted.

A good fit makes a difference.

Students who apply to at least four colleges increase their chances of finding a good academic, social, and financial fit. And a good fit matters because it will influence your overall college experience.

Don't forget that the **FAFSA opens Oct. 1.**
You'll need to complete this form to apply for financial aid.

Visit bigfuture.org for more information.

 /MyBigFuture  @MyBigFuture  @collegeboard